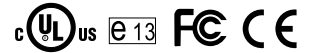




■ Features :

- True sine wave output (THD<3%)
- Power ON-OFF switch
- Low power "Power Saving Mode" to conserve energy
- RS-232 Interface / Remote Controls Port
- Built-in Voltage & WATT Meter & LED for power status
- Thermostatically Controlled Cooling Fan
- Protections: Bat. Low alarm/Bat. Low shutdown/Over voltage/Over temp./Output short/Input polarity reverse/Over load.
- Topology: Microprocessor
- Approvals: UL / e13 / FCC / CE
- 2 years warranty



**SPECIFICATION**

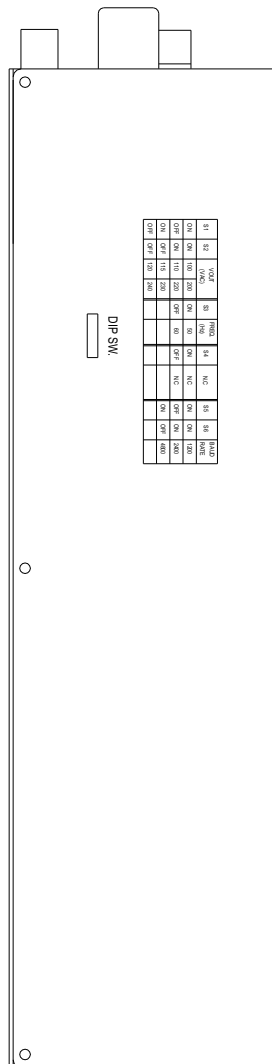
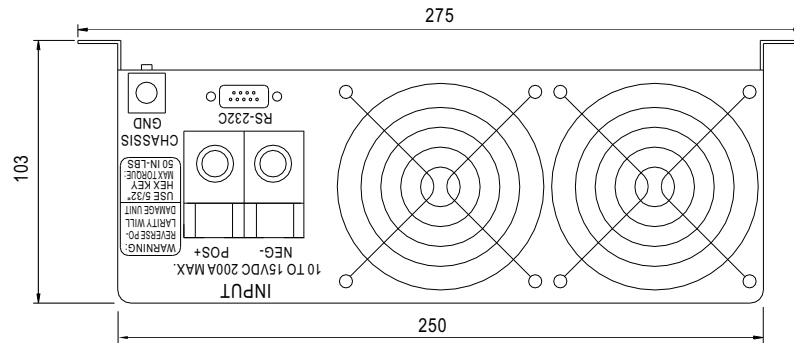
ORDER NO.	S1500-112B2	S1500-124B2	S1500-148B2	S1500-212E3	S1500-224E3	S1500-248E3																																																																													
<b>OUTPUT</b>	<table border="1"> <tr> <td>SAFETY MODEL NO.</td> <td>S1500-112</td> <td>S1500-124</td> <td>S1500-148</td> <td>S1500-212</td> <td>S1500-224</td> <td>S1500-248</td> </tr> <tr> <td>AC RATED VOLTAGE</td> <td>110V</td> <td>110V</td> <td>110V</td> <td>220V</td> <td>220V</td> <td>220V</td> </tr> <tr> <td>AC VOLTAGE</td> <td colspan="3">100 / 110 / 120 selectable by DIP switch</td> <td colspan="3">220 / 230 / 240 selectable by DIP switch</td> </tr> <tr> <td>RATED POWER</td> <td colspan="6">1500W</td> </tr> <tr> <td>SURGE POWER</td> <td colspan="6">2000W</td> </tr> <tr> <td>WAVEFORM</td> <td colspan="6">True sine wave (THD&lt;3%)</td> </tr> <tr> <td>FREQUENCY</td> <td colspan="3">60Hz±0.1%</td> <td colspan="3">50Hz±0.1%</td> </tr> <tr> <td>AC REGULATION</td> <td colspan="3">-10~+4%</td> <td colspan="3">-10~+4%</td> </tr> <tr> <td>STANDARD RECEPTACLES</td> <td colspan="3">TYPE-2* 2ea</td> <td colspan="3">TYPE-3* 1ea</td> </tr> <tr> <td>POWER SAVING RECOVERY</td> <td colspan="6">5s</td> </tr> <tr> <td>LED INDICATOR</td> <td colspan="6">O.V.P, U.V.P, O.T.P, O.L.P and Saving mode status</td> </tr> </table>						SAFETY MODEL NO.	S1500-112	S1500-124	S1500-148	S1500-212	S1500-224	S1500-248	AC RATED VOLTAGE	110V	110V	110V	220V	220V	220V	AC VOLTAGE	100 / 110 / 120 selectable by DIP switch			220 / 230 / 240 selectable by DIP switch			RATED POWER	1500W						SURGE POWER	2000W						WAVEFORM	True sine wave (THD<3%)						FREQUENCY	60Hz±0.1%			50Hz±0.1%			AC REGULATION	-10~+4%			-10~+4%			STANDARD RECEPTACLES	TYPE-2* 2ea			TYPE-3* 1ea			POWER SAVING RECOVERY	5s						LED INDICATOR	O.V.P, U.V.P, O.T.P, O.L.P and Saving mode status					
SAFETY MODEL NO.	S1500-112	S1500-124	S1500-148	S1500-212	S1500-224	S1500-248																																																																													
AC RATED VOLTAGE	110V	110V	110V	220V	220V	220V																																																																													
AC VOLTAGE	100 / 110 / 120 selectable by DIP switch			220 / 230 / 240 selectable by DIP switch																																																																															
RATED POWER	1500W																																																																																		
SURGE POWER	2000W																																																																																		
WAVEFORM	True sine wave (THD<3%)																																																																																		
FREQUENCY	60Hz±0.1%			50Hz±0.1%																																																																															
AC REGULATION	-10~+4%			-10~+4%																																																																															
STANDARD RECEPTACLES	TYPE-2* 2ea			TYPE-3* 1ea																																																																															
POWER SAVING RECOVERY	5s																																																																																		
LED INDICATOR	O.V.P, U.V.P, O.T.P, O.L.P and Saving mode status																																																																																		
<b>INPUT</b>	<table border="1"> <tr> <td>DC CURRENT</td> <td>150A</td> <td>75A</td> <td>40A</td> <td>150A</td> <td>75A</td> <td>40A</td> </tr> <tr> <td>NO LOAD CURRENT DRAW</td> <td colspan="6">≤12W @ non-saving mode, ≤1.5W @ saving mode</td> </tr> <tr> <td>DC VOLTAGE</td> <td>12V</td> <td>24V</td> <td>48V</td> <td>12V</td> <td>24V</td> <td>48V</td> </tr> <tr> <td>VOLTAGE RANGE</td> <td>10.5 ~ 16VDC</td> <td>21 ~ 32VDC</td> <td>42 ~ 62VDC</td> <td>10.5 ~ 16VDC</td> <td>21 ~ 32VDC</td> <td>42 ~ 62VDC</td> </tr> <tr> <td>EFFICIENCY (Typ.)</td> <td>85%</td> <td>87%</td> <td>88%</td> <td>86%</td> <td>89%</td> <td>90%</td> </tr> <tr> <td>DC CONNECTOR</td> <td colspan="6">None</td> </tr> <tr> <td>FUSE</td> <td>40A* 6</td> <td>20A*6</td> <td>10A*6</td> <td>40A*6</td> <td>20A*6</td> <td>10A*6</td> </tr> </table>						DC CURRENT	150A	75A	40A	150A	75A	40A	NO LOAD CURRENT DRAW	≤12W @ non-saving mode, ≤1.5W @ saving mode						DC VOLTAGE	12V	24V	48V	12V	24V	48V	VOLTAGE RANGE	10.5 ~ 16VDC	21 ~ 32VDC	42 ~ 62VDC	10.5 ~ 16VDC	21 ~ 32VDC	42 ~ 62VDC	EFFICIENCY (Typ.)	85%	87%	88%	86%	89%	90%	DC CONNECTOR	None						FUSE	40A* 6	20A*6	10A*6	40A*6	20A*6	10A*6																												
DC CURRENT	150A	75A	40A	150A	75A	40A																																																																													
NO LOAD CURRENT DRAW	≤12W @ non-saving mode, ≤1.5W @ saving mode																																																																																		
DC VOLTAGE	12V	24V	48V	12V	24V	48V																																																																													
VOLTAGE RANGE	10.5 ~ 16VDC	21 ~ 32VDC	42 ~ 62VDC	10.5 ~ 16VDC	21 ~ 32VDC	42 ~ 62VDC																																																																													
EFFICIENCY (Typ.)	85%	87%	88%	86%	89%	90%																																																																													
DC CONNECTOR	None																																																																																		
FUSE	40A* 6	20A*6	10A*6	40A*6	20A*6	10A*6																																																																													
<b>PROTECTION</b>	<table border="1"> <tr> <td>BAT. LOW ALARM</td> <td>10.5±0.5V</td> <td>21±1V</td> <td>42±2V</td> <td>10.5±0.5V</td> <td>21±1V</td> <td>42±2V</td> </tr> <tr> <td>BAT. LOW SHUTDOWN</td> <td>10±0.5V</td> <td>20±1V</td> <td>40±2V</td> <td>10±0.5V</td> <td>20±1V</td> <td>40±2V</td> </tr> <tr> <td>OVERLOAD</td> <td colspan="6">&gt;1700W Shut down o/p voltage, re-power on to recover</td> </tr> <tr> <td>OVER VOLTAGE</td> <td>16 ~ 18V</td> <td>32 ~ 34V</td> <td>62 ~ 64V</td> <td>16 ~ 18V</td> <td>32 ~ 34V</td> <td>62 ~ 64V</td> </tr> <tr> <td>OVER TEMPERATURE</td> <td colspan="6">85°C ±5°C / 185±40°F, Reset: re-power on</td> </tr> <tr> <td>OUTPUT SHORT</td> <td colspan="6">Shut-off, Reset: re-power on</td> </tr> <tr> <td>BAT. POLARITY</td> <td colspan="6">By fuse open</td> </tr> </table>						BAT. LOW ALARM	10.5±0.5V	21±1V	42±2V	10.5±0.5V	21±1V	42±2V	BAT. LOW SHUTDOWN	10±0.5V	20±1V	40±2V	10±0.5V	20±1V	40±2V	OVERLOAD	>1700W Shut down o/p voltage, re-power on to recover						OVER VOLTAGE	16 ~ 18V	32 ~ 34V	62 ~ 64V	16 ~ 18V	32 ~ 34V	62 ~ 64V	OVER TEMPERATURE	85°C ±5°C / 185±40°F, Reset: re-power on						OUTPUT SHORT	Shut-off, Reset: re-power on						BAT. POLARITY	By fuse open																																	
BAT. LOW ALARM	10.5±0.5V	21±1V	42±2V	10.5±0.5V	21±1V	42±2V																																																																													
BAT. LOW SHUTDOWN	10±0.5V	20±1V	40±2V	10±0.5V	20±1V	40±2V																																																																													
OVERLOAD	>1700W Shut down o/p voltage, re-power on to recover																																																																																		
OVER VOLTAGE	16 ~ 18V	32 ~ 34V	62 ~ 64V	16 ~ 18V	32 ~ 34V	62 ~ 64V																																																																													
OVER TEMPERATURE	85°C ±5°C / 185±40°F, Reset: re-power on																																																																																		
OUTPUT SHORT	Shut-off, Reset: re-power on																																																																																		
BAT. POLARITY	By fuse open																																																																																		
<b>ENVIRONMENT</b>	<table border="1"> <tr> <td>WORKING TEMP.</td> <td colspan="6">0 ~ +40°C</td> </tr> <tr> <td>WORKING HUMIDITY</td> <td colspan="6">20% ~ 90% RH non-condensing</td> </tr> <tr> <td>STORAGE TEMP., HUMIDITY</td> <td colspan="6">-30 ~ +70°C / -22 ~ +158°F, 10 ~ 95% RH</td> </tr> <tr> <td>TEMP. COEFFICIENT</td> <td colspan="6">±0.05% / °C (0 ~ 50°C)</td> </tr> </table>						WORKING TEMP.	0 ~ +40°C						WORKING HUMIDITY	20% ~ 90% RH non-condensing						STORAGE TEMP., HUMIDITY	-30 ~ +70°C / -22 ~ +158°F, 10 ~ 95% RH						TEMP. COEFFICIENT	±0.05% / °C (0 ~ 50°C)																																																						
WORKING TEMP.	0 ~ +40°C																																																																																		
WORKING HUMIDITY	20% ~ 90% RH non-condensing																																																																																		
STORAGE TEMP., HUMIDITY	-30 ~ +70°C / -22 ~ +158°F, 10 ~ 95% RH																																																																																		
TEMP. COEFFICIENT	±0.05% / °C (0 ~ 50°C)																																																																																		
<b>SAFETY &amp; EMC</b>	<table border="1"> <tr> <td>SAFETY STANDARDS</td> <td colspan="3">UL458</td> <td colspan="3">-----</td> </tr> <tr> <td>ISOLATION RESISTANCE</td> <td colspan="6">I/P-O/P:100M Ohms / 500VDC / 25°C / 70% RH</td> </tr> <tr> <td>EMI CONDUCTION&amp;RADIATION</td> <td colspan="3">Compliance to FCC class B</td> <td colspan="3">Compliance to EN55022 class B, 72/ 245/ CEE, 95/ 54/ CE</td> </tr> <tr> <td>EMS IMMUNITY</td> <td colspan="3">-----</td> <td colspan="3">Compliance to EN61000-4-2,3, ENV50204</td> </tr> <tr> <td>LVD</td> <td colspan="3">-----</td> <td colspan="3">Compliance to EN60950</td> </tr> </table>						SAFETY STANDARDS	UL458			-----			ISOLATION RESISTANCE	I/P-O/P:100M Ohms / 500VDC / 25°C / 70% RH						EMI CONDUCTION&RADIATION	Compliance to FCC class B			Compliance to EN55022 class B, 72/ 245/ CEE, 95/ 54/ CE			EMS IMMUNITY	-----			Compliance to EN61000-4-2,3, ENV50204			LVD	-----			Compliance to EN60950																																												
SAFETY STANDARDS	UL458			-----																																																																															
ISOLATION RESISTANCE	I/P-O/P:100M Ohms / 500VDC / 25°C / 70% RH																																																																																		
EMI CONDUCTION&RADIATION	Compliance to FCC class B			Compliance to EN55022 class B, 72/ 245/ CEE, 95/ 54/ CE																																																																															
EMS IMMUNITY	-----			Compliance to EN61000-4-2,3, ENV50204																																																																															
LVD	-----			Compliance to EN60950																																																																															
<b>OTHERS</b>	<table border="1"> <tr> <td>MTBF</td> <td colspan="6">50Khrs min. MIL-HDBK-217F(25°C)</td> </tr> <tr> <td>DIMENSION</td> <td colspan="6">402*275*103mm (L*W*H)</td> </tr> <tr> <td>PACKING</td> <td colspan="6">7.0kg; 2pcs / 17kg / CARTON</td> </tr> <tr> <td>COOLING</td> <td colspan="6">by fan, ≥ 600W fan ON; ≤500W fan OFF</td> </tr> <tr> <td>APPLICATIONS</td> <td colspan="6">Home appliance, Power tools, Office and Portable equipment, Vehicle and Yacht ...etc.</td> </tr> </table>						MTBF	50Khrs min. MIL-HDBK-217F(25°C)						DIMENSION	402*275*103mm (L*W*H)						PACKING	7.0kg; 2pcs / 17kg / CARTON						COOLING	by fan, ≥ 600W fan ON; ≤500W fan OFF						APPLICATIONS	Home appliance, Power tools, Office and Portable equipment, Vehicle and Yacht ...etc.																																															
MTBF	50Khrs min. MIL-HDBK-217F(25°C)																																																																																		
DIMENSION	402*275*103mm (L*W*H)																																																																																		
PACKING	7.0kg; 2pcs / 17kg / CARTON																																																																																		
COOLING	by fan, ≥ 600W fan ON; ≤500W fan OFF																																																																																		
APPLICATIONS	Home appliance, Power tools, Office and Portable equipment, Vehicle and Yacht ...etc.																																																																																		

■ AC Output Receptacles (optional)

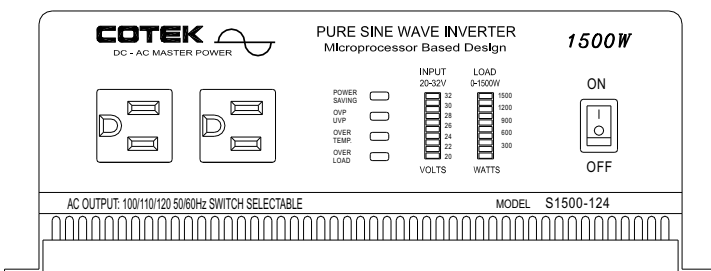
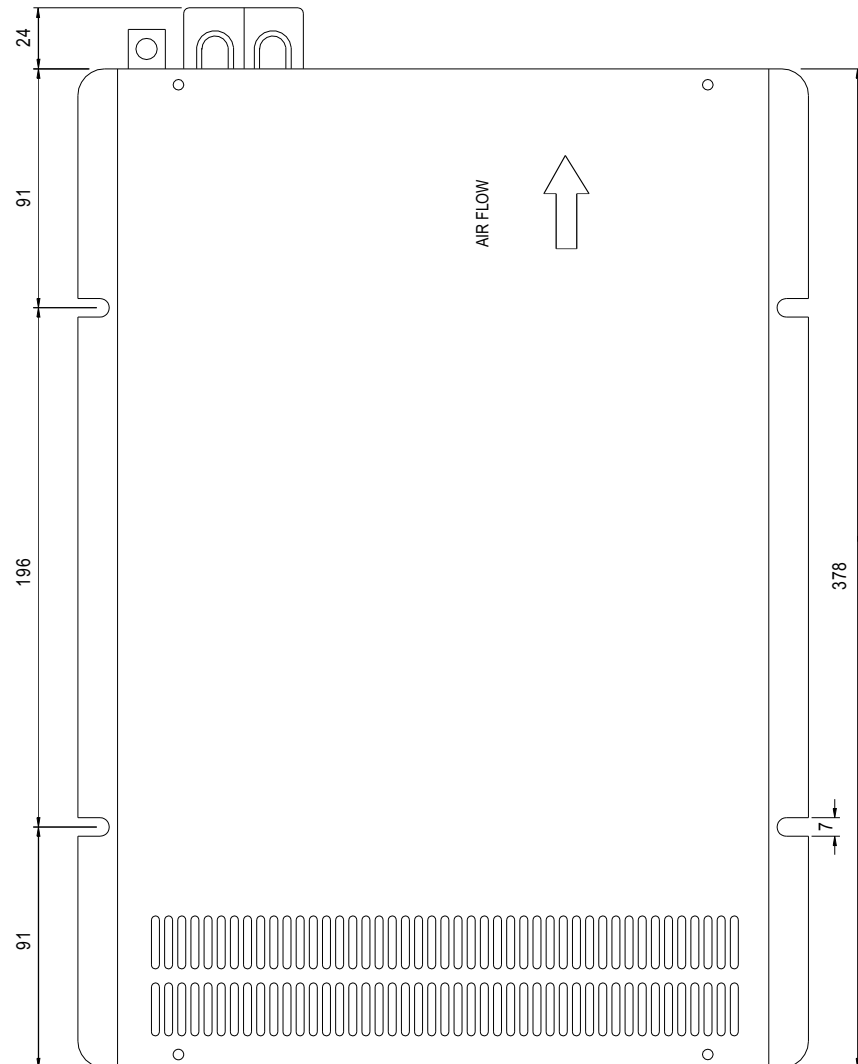
TYPE-1	TYPE-2	TYPE-3	TYPE-4	TYPE-5	TYPE-6
JAPAN	USA	EUROPE	UNIVERSAL	AUSTRALIA	U.K

**Mechanical Specification**

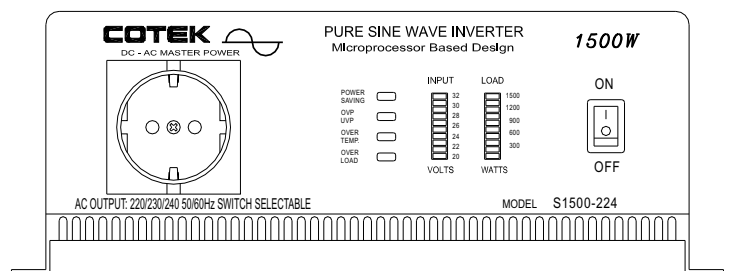
Unit:mm



Model	1500	1200	1000	800	600	400	300	200	150	100	50	25	10	5	
Output Power (W)	1500	1200	1000	800	600	400	300	200	150	100	50	25	10	5	
Input Voltage (V)	12	12	12	12	12	12	12	12	12	12	12	12	12	12	
Input Current (A)	125	100	83	67	50	33	25	17	12	8	4	2	1	0.5	
Output Voltage (V)	110	110	110	110	110	110	110	110	110	110	110	110	110	110	
Output Frequency (Hz)	50/60	50/60	50/60	50/60	50/60	50/60	50/60	50/60	50/60	50/60	50/60	50/60	50/60	50/60	
Efficiency (%)	88	88	88	88	88	88	88	88	88	88	88	88	88	88	
THD (%)	THD<sub>50</sub>: 1.5	THD<sub>50</sub>: 1.5	THD<sub>50</sub>: 1.5	THD<sub>50</sub>: 1.5	THD<sub>50</sub>: 1.5	THD<sub>50</sub>: 1.5	THD<sub>50</sub>: 1.5	THD<sub>50</sub>: 1.5	THD<sub>50</sub>: 1.5	THD<sub>50</sub>: 1.5	THD<sub>50</sub>: 1.5	THD<sub>50</sub>: 1.5	THD<sub>50</sub>: 1.5	THD<sub>50</sub>: 1.5	
Protection	Overload, Overtemp, OVP, UVP, Short Circuit, Low Voltage, Over Voltage, Over Current, Over Power, Over Temp, Over Load, Over Temp, Over Load, Over Temp, Over Load	Overload, Overtemp, OVP, UVP, Short Circuit, Low Voltage, Over Voltage, Over Current, Over Power, Over Temp, Over Load, Over Temp, Over Load	Overload, Overtemp, OVP, UVP, Short Circuit, Low Voltage, Over Voltage, Over Current, Over Power, Over Temp, Over Load, Over Temp, Over Load	Overload, Overtemp, OVP, UVP, Short Circuit, Low Voltage, Over Voltage, Over Current, Over Power, Over Temp, Over Load, Over Temp, Over Load	Overload, Overtemp, OVP, UVP, Short Circuit, Low Voltage, Over Voltage, Over Current, Over Power, Over Temp, Over Load, Over Temp, Over Load	Overload, Overtemp, OVP, UVP, Short Circuit, Low Voltage, Over Voltage, Over Current, Over Power, Over Temp, Over Load, Over Temp, Over Load	Overload, Overtemp, OVP, UVP, Short Circuit, Low Voltage, Over Voltage, Over Current, Over Power, Over Temp, Over Load, Over Temp, Over Load	Overload, Overtemp, OVP, UVP, Short Circuit, Low Voltage, Over Voltage, Over Current, Over Power, Over Temp, Over Load, Over Temp, Over Load	Overload, Overtemp, OVP, UVP, Short Circuit, Low Voltage, Over Voltage, Over Current, Over Power, Over Temp, Over Load, Over Temp, Over Load	Overload, Overtemp, OVP, UVP, Short Circuit, Low Voltage, Over Voltage, Over Current, Over Power, Over Temp, Over Load, Over Temp, Over Load	Overload, Overtemp, OVP, UVP, Short Circuit, Low Voltage, Over Voltage, Over Current, Over Power, Over Temp, Over Load, Over Temp, Over Load	Overload, Overtemp, OVP, UVP, Short Circuit, Low Voltage, Over Voltage, Over Current, Over Power, Over Temp, Over Load, Over Temp, Over Load	Overload, Overtemp, OVP, UVP, Short Circuit, Low Voltage, Over Voltage, Over Current, Over Power, Over Temp, Over Load, Over Temp, Over Load	Overload, Overtemp, OVP, UVP, Short Circuit, Low Voltage, Over Voltage, Over Current, Over Power, Over Temp, Over Load, Over Temp, Over Load	Overload, Overtemp, OVP, UVP, Short Circuit, Low Voltage, Over Voltage, Over Current, Over Power, Over Temp, Over Load, Over Temp, Over Load



USA



EUROPE