

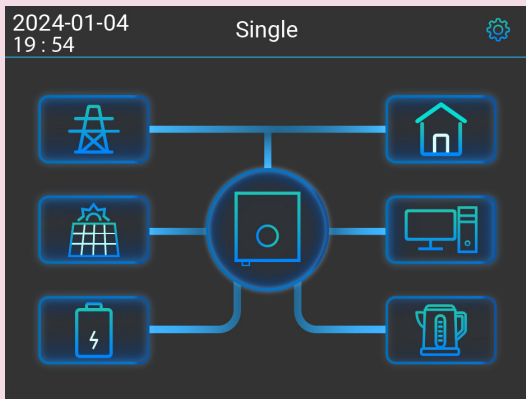
InfiniSolar WP TWIN HMI 12kw, 15kw



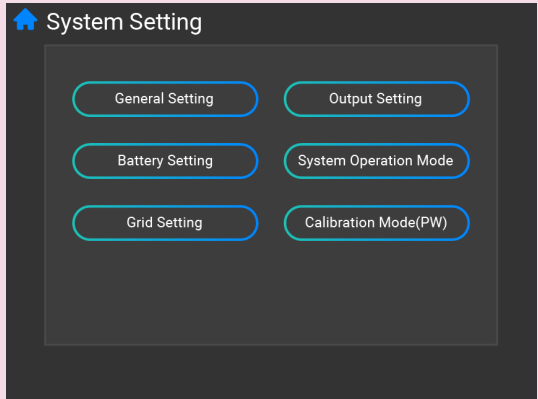
- IP65 waterproof and dustproof rating
- Built-in WiFi for mobile monitoring (App is available)
- 150% unbalanced load support
- 26A maximum PV input current
- Dual outputs for smart load management
- User-adjustable charging current
- Reserved communication port for BMS (RS485)
- Parallel operation up to 6 units

User-friendly HMI LCD simplify the initial setup

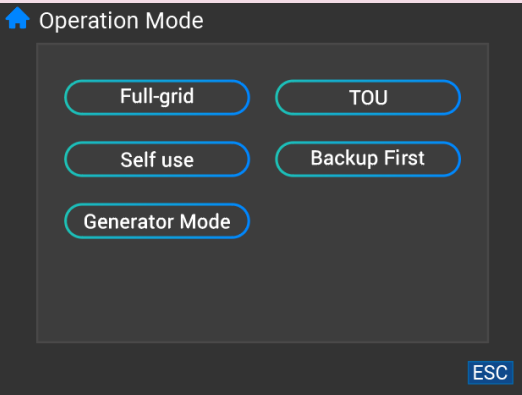
Important information presented on main screen and parameter settings are grouped by function



Password protected calibration menu for easy maintenance.

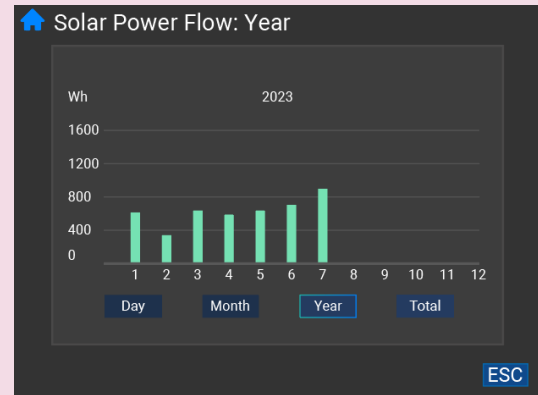


Five preset scenarios to simplify setup



Set the priority to power the load, AC charging time, and feed in to the grid based on selected operation mode.

Statistical graphs for Grid Power, Solar Power, Family Power and Backup Power



Visualize daily, monthly, annual and total power generation.

InfiniSolar WP TWIN HMI Three Phase Hybrid Inverter Selection Guide

MODEL	InfiniSolar WP TWIN HMI 12kw	InfiniSolar WP TWIN HMI 15kw
MAXIMUM PV INPUT POWER	16000 W	22500 W
RATED OUTPUT POWER	12000 W	15000 W
MAXIMUM CHARGING POWER	12000 W	15000 W
GRID-TIE OPERATION		
PV INPUT (DC)		
Nominal DC Voltage / Maximum DC Voltage	720 VDC / 1000 VDC	720 VDC / 1000 VDC
Start-up Voltage / Initial Feeding Voltage	320 VDC / 350 VDC	
MPP Voltage Range	350 VDC ~ 950 VDC	350 VDC ~ 950 VDC
Number of MPP Trackers / Maximum Input Current	2 / A: 26A, B: 26A	2 / A: 26A, B: 26A
Number of Strings Per MPP Tracker	A: 2, B: 2	A: 2, B: 2
GRID OUTPUT (AC)		
Nominal Output Voltage	230 VAC (P-N) / 400 VAC (P-P)	
Output Voltage Range	184 - 265 VAC per phase	
Nominal Output Current	17.4 A per phase	21.7 A per phase
Power Factor range	0.9 lag ~ 0.9 lead	
EFFICIENCY		
Maximum Conversion Efficiency (DC/AC)	>96%	
European Efficiency@ Vnominal	>95%	
OFF-GRID OPERATION		
AC INPUT		
AC Start-up Voltage / Auto Restart Voltage	120 - 140 VAC / 180 VAC	
Acceptable Input Voltage Range	170 - 290 VAC per phase	
Maximum AC Input Current	40 A	40 A
PV INPUT (DC)		
Maximum DC Power	16000 W	22500 W
Maximum DC Voltage	1000 VDC	1000 VDC
MPP Voltage Range	350 VDC ~ 950 VDC	350 VDC ~ 950 VDC
Number of MPP Trackers / Maximum Input Current	2 / A: 26A, B: 26A	2 / A: 26A, B: 26A
Number of Strings Per MPP Tracker	A: 2, B: 2	A: 2, B: 2
BATTERY MODE OUTPUT (AC)		
Nominal Output Voltage	230 VAC (P-N) / 400 VAC (P-P)	
Output Waveform	Pure sine wave	
Efficiency (DC to AC)	91%	91%
HYBRID OPERATION		
PV INPUT (DC)		
Maximum DC Voltage	1000 VDC	1000 VDC
Start-up Voltage / Initial Feeding Voltage	320 VDC / 350 VDC	
MPP Voltage Range	350 VDC ~ 950 VDC	350 VDC ~ 950 VDC
Number of MPP Trackers / Maximum Input Current	2 / A: 26A, B: 26A	2 / A: 26A, B: 26A
Number of Strings Per MPP Tracker	A: 2, B: 2	A: 2, B: 2
GRID OUTPUT (AC)		
Nominal Output Voltage	230 VAC (P-N) / 400 VAC (P-P)	
Output Voltage Range	184 - 265 VAC per phase	
Nominal Output Current	17.4 A per phase	21.7 A per phase
AC INPUT		
AC Start-up Voltage / Auto Restart Voltage	120 - 140 VAC / 180 VAC	
Acceptable Input Voltage Range	170 - 290 VAC per phase	
Maximum AC Input Current	40 A	40 A
BATTERY MODE OUTPUT (AC)		
Nominal Output Voltage	230 VAC (P-N) / 400 VAC (P-P)	
Efficiency (DC to AC)	91%	91%
BATTERY & CHARGER		
Battery Voltage Range	40 ~ 62 VDC	40 ~ 62 VDC
Maximum Charging Current	250 A	300 A
GENERAL		
PHYSICAL		
Dimension, D x W x H (mm)	255 x 660 x 750	
Net Weight (kgs)	75	78
INTERFACE		
Communication Port	RS-232, RS-485, USB, CAN and Wi-Fi	
Intelligent Slot	Optional for SNMP and Modbus cards	
ENVIRONMENT		
Humidity	0 ~ 100% RH (Non-condensing)	
Operating Temperature	-25 to 60°C, > 45°C power derating	
Altitude	0 ~ 1000 m**	
PROTECTION & CERTIFICATE		
Safety	IEC 62109, IEC 62116, IEC 61727, IEC 61683	
Grid Connection Standard	NRS097-2-1:2017, VDE-AR-N4105	

*These figures are based on VDE-4105 standard. All figures may vary depending on different AC voltage and country requirements.

** Power derating 1% every 100 m when altitude is over 1000m.
Product specifications are subject to change without further notice.